

GP-2400

SLIPFORM PAVER



GOMACO® *The Worldwide Leader in Concrete Paving Technology*



A two-track GP-2400 slipforms 16.4 foot (5 m) wide, eight inch (203 mm) thick paving passes on a parking lot project in Canada.

GOMACO GP-2400 – The Economical Slipform Paver

- Range of paving widths up to 16.5 feet (5 m), with standard telescoping frame. Widths up to 24 feet (7.3 m) with frame inserts.
- T-Beam mounting rail for accurate and quick mold positioning, quick mounting, and removal of the mold on the job site
- Two-track or four-track slipform paver
- Simple to operate with the new GOMACO-designed G+ Control System
- Ultimate operator visibility
- Powered by a 174 hp (129.5 kW) C6.6 Turbocharged Cat® diesel engine
- Travel speed up to 105 feet per minute (32 mpm) on the two-track paver and up to 96 feet per minute (29.3 mpm) for the four-track paver for fast job-site mobility
- Minimum machine transport width and length
- Faster, easier, safer, cost effective job-to-job mobility
- 3100 series open-front mold
- Right-side or left-side barrier with four-track paver




The GP-2400 was designed for transportability between job sites.



The GP-2400 is capable of slipforming in tight clearance areas.



The GOMACO edge with the GP-2400 and 3100 series open-front mold with adjustable stainless steel finish.


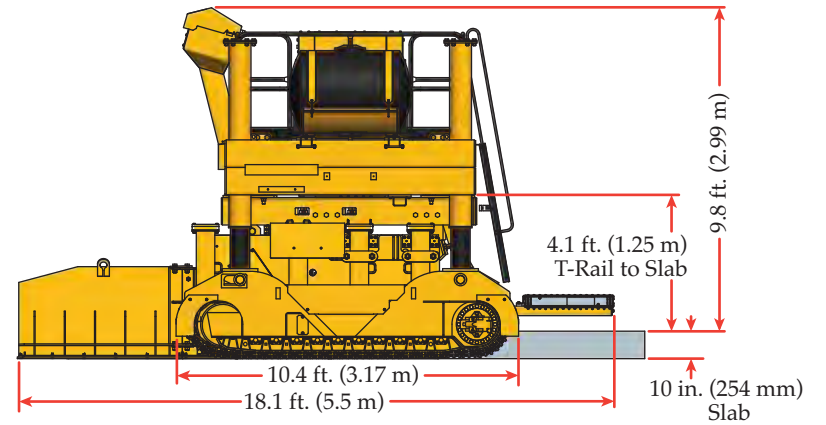
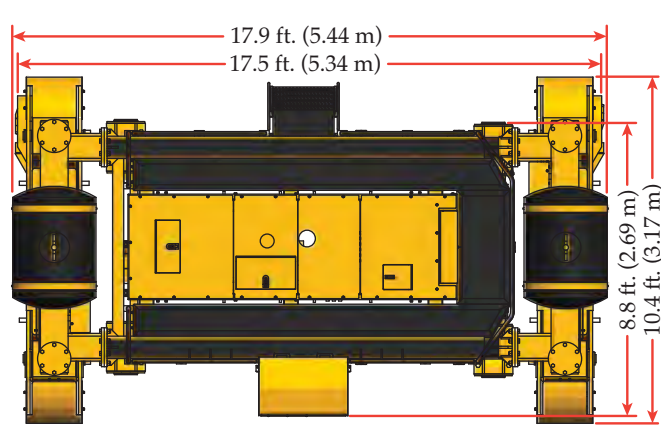


Right-Side or Left-Side Four-Track Barrier Machine

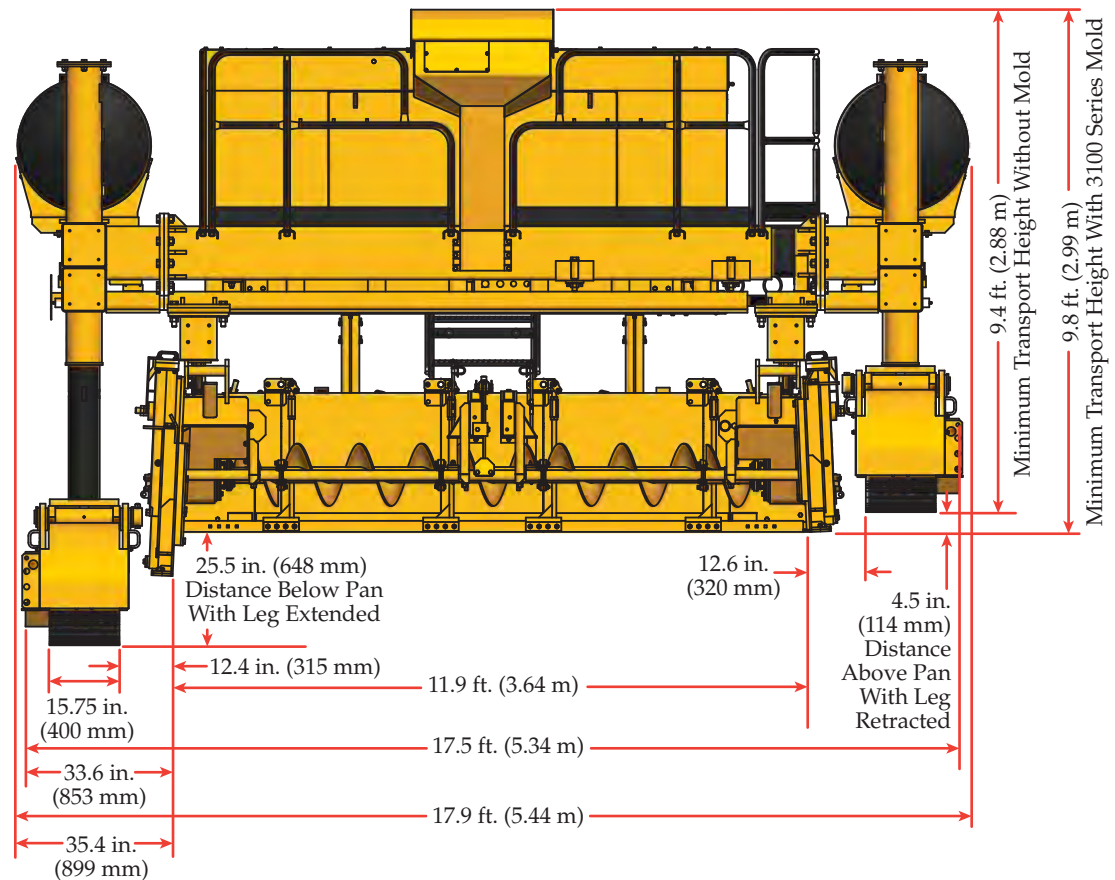
with moveable pedestal console for optimum viewing of the barrier slipforming process

The versatile design of the GP-2400 four-track paver allows it to be a unique barrier machine capable of slipforming from either the right-side or the left-side. Barrier is accomplished by swinging the paver's four legs to the outboard position and the GP-2400 operates in Transport Mode. Universal mold mounting brackets allow a barrier mold to be mounted to either side of the paver. A Commander III-style conveyor attaches to mountings on the front of the machine for concrete delivery and can be positioned accordingly. You also have the choice of moving the pedestal console to the side with optimum viewing of the paving process.

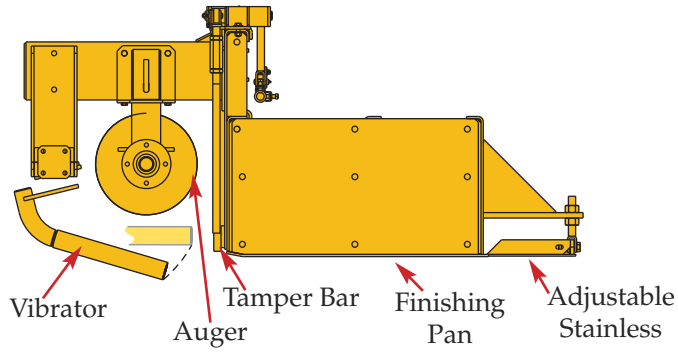
Two-Track



Two-Track Front View


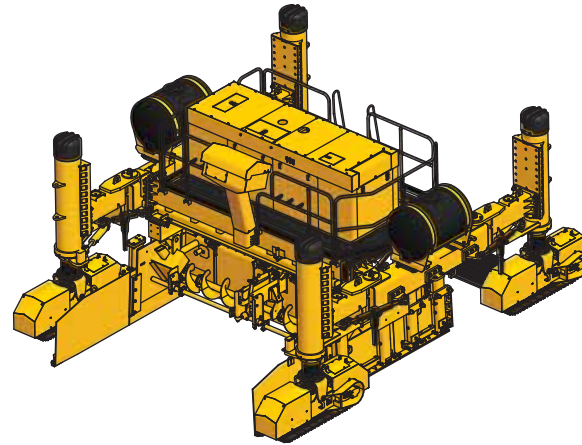


3100 Series Open-Front Mold

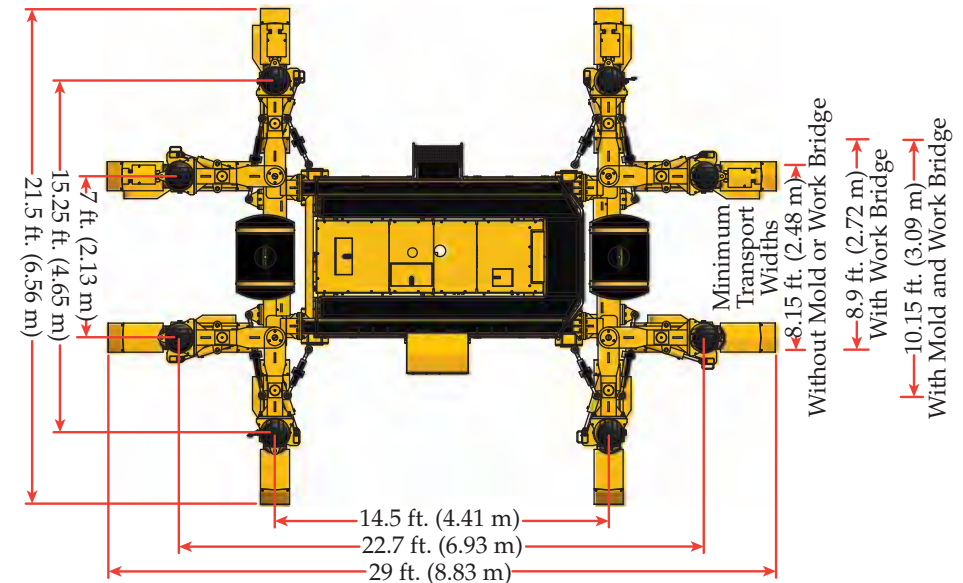
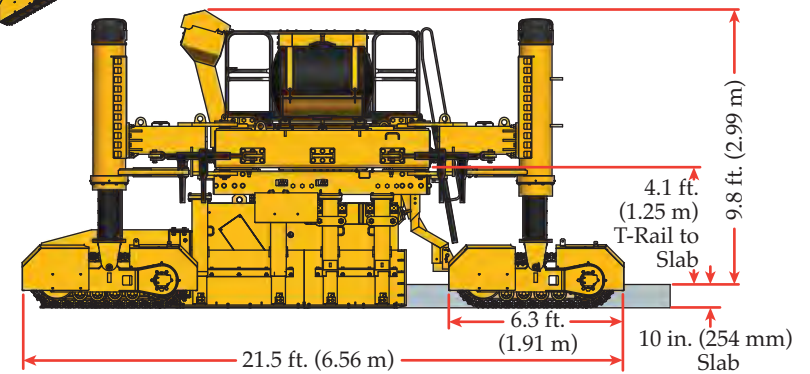
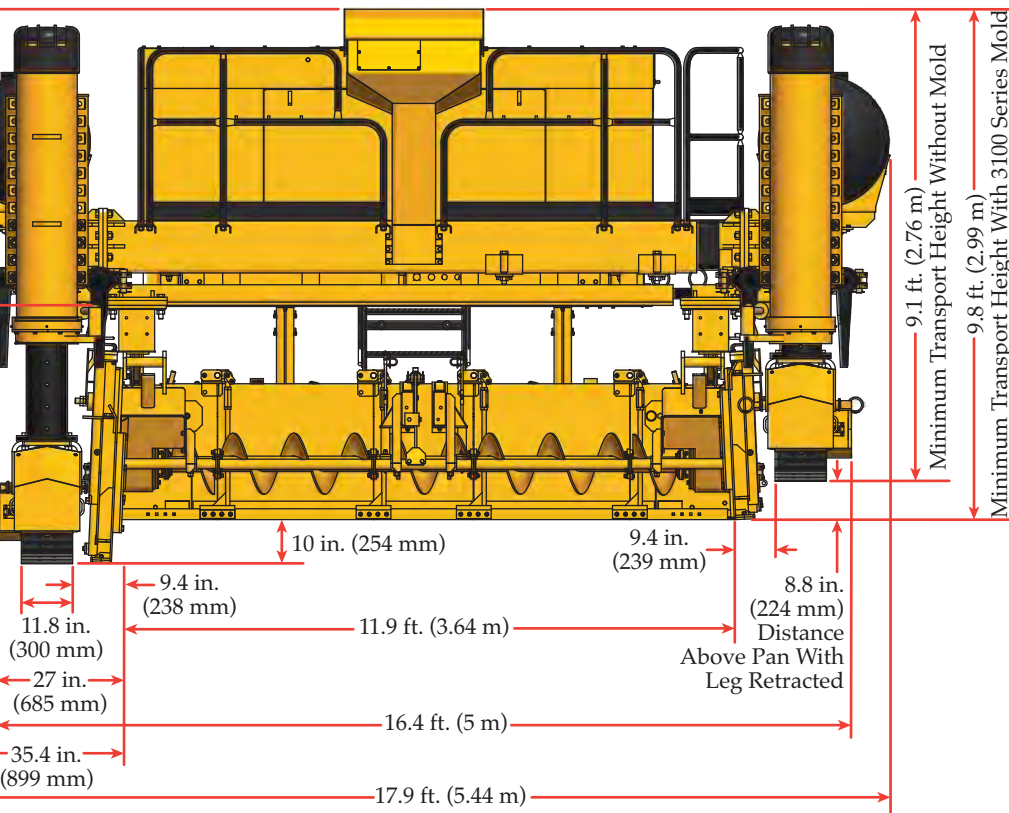


The GP-2400 is equipped with the GOMACO exclusive 3100 series open-front mold with a 14 inch (356 mm) diameter hydraulically-powered split auger with speeds up to 66.8 rpm.

Four-Track GP-2400



Four-Track Front View



G+ Controls – Positively Simple!

GOMACO's exclusive proprietary software and control system

The GP-2400 features the exclusive GOMACO G+ control system with self-diagnostics for grade and steering. It is able to operate in multiple languages, by customer choice, and offers metric or imperial measurements. The G+ system has been designed all in-house by GOMACO's control experts. It features new and easy-to-operate hardware with steering and travel dials, while buttons are used to control steering and elevation. A screen on the control panel illustrates the various aspects of the paver.

Toggle switches for vibrators, front & rear frame and pressure wash



Elevation buttons

Steering dial

Emergency stop

Travel dial



The operator works from the GP-2400's control console.



The operator's platform provides a complete view of the operation.



The GP-2400's pedestal console shifts out for paving and retracts back in for minimum shipping requirements.



Stringless systems are plug and play technology with the GP-2400's G+ proprietary software and control system.

GP-2400 Specifications

ENGINE

Type: Caterpillar diesel engine (emission controlled).

Power: 174 hp (129.5 kW) @ 2200 rpm.

Fuel economy: 9.4 gph (35.58 Lph) @ 80% of rated hp.

SERVICE CAPACITIES

Fuel reservoir: 100 gal. (378.5 L).

Hydraulic oil reservoir: 161 gal. (609.45 L).

AUTOMATED CONTROL SYSTEM

Type: Electronic-over-hydraulic.

Controls: GOMACO's exclusive G+ Control System with self-diagnostics for grade and steering and smart steer controls for paving accuracy and ease of operation.

TELESCOPING FRAME

Telescoping: Modular frame telescopes on the left side up to 6.5 ft. (1.98 m).

AUGER SYSTEM

Type: Reversible 14 in. (356 mm) diameter hydraulically powered split auger. (3100 series open-front mold)

TAMPER SYSTEM

Type: Hydraulically powered split vertical tamping system.

HYDRAULIC SYSTEM

Pumps: One double-stage pump provides oil to the Auger and Tamper circuits.

One load-sensed pump for the track circuit.

One pressure-compensated control lift pump.

One open-loop vibrator pump.

HYDRAULIC OIL COOLING

Stationary cooler: One stationary cooler with engine-driven fan to cool vibrator, track and auger circuit oil.

FILTRATION

Type: One 10 micron absolute in-tank return filter, 25 psi bypass.

Three 100 mesh suction strainers, 3 psi bypass.

One 10 micron absolute lift pressure filter, non bypass.

Two 16 micron absolute track pump charge pressure filters, non bypass.

SLIPFORM MOLD (3100 series open-front mold)

16 ft. mold: Hydraulically pressure-compensated sideplates with adjustment up to 19 in. Additional

insert sections for paving widths up to 24 ft. optional. Computer-controlled transition adjuster available for transitions.

International 4.9 m mold: Hydraulically pressure-compensated sideplates with adjustment up to 483 millimeters. Additional insert sections for paving widths up to 7.5 meters optional. Computer-controlled transition adjuster available for transitions.

VIBRATORS

Type: Hydraulic motor-in-head powering an eccentric weight.

Quantity: 10 vibrators and 16 vibrator circuits.

TWO-TRACK SYSTEM

Type: Two hydraulically powered, gear-driven crawler tracks.

Overall track length: 10.4 ft. (3.2 m) minus track fender.

Track pad width: 15.75 in. (400 mm).

Gearbox reduction: 131:1 gear reduction with two-speed hydraulic motors.

Track speed: Up to 105 fpm (32 mpm).

Ground pressure: 15.2 psi, based on 45,000 lb. (20,412 kg) with weight evenly distributed.

Leg height adjustment: 36 in. (914 mm) hydraulic adjustment.

FOUR-TRACK SYSTEM

Type: Four hydraulically powered, gear-driven crawler tracks.

Overall track length: 6.3 ft. (1.91 m) includes track fender.

Track pad width: 11.8 in. (300 mm).

Gearbox reduction: 100:1 gear reduction with two-speed hydraulic motors.

Track speed: Up to 96 fpm (29.3 mpm).

Ground pressure: 23 psi, based on 50,000 lb. (22,680 kg) with weight evenly distributed.

Leg height adjustment: 42 in. (1067 mm) hydraulic adjustment.

WEIGHTS (approximate, based on standard machine)

Two-track transport weight without mold: 32,000 lbs. (14,515 kg) with series two tracks.

Two-track operational weight: 45,000 lbs. (20,412 kg) equipped with series two tracks, 16 ft. (4.9 m) 3100 series open-front mold.

Four-track transport weight without mold: 35,000 lbs. (15,876 kg) with series two tracks.

Four-track operational weight: 50,000 lbs. (22,680 kg) equipped with series two tracks, 16 ft. (4.9 m) 3100 series open-front mold.

NOTE: *Transport and operational weights are variable, depending on number of machine options.*

DIMENSIONS (Based on standard machine with series two tracks and 3100 series open-front mold)

Paving width: Up to 16.5 ft. (5.03 m), with no inserts needed for frame.

Optional: Paving width to 24 ft. (7.32 m), with additional vibrators and frame inserts.

Two-track operational length: 18.1 ft. (5.51 m).

Two-track operational width: Paving width plus 7.7 ft. (2.35 m).

Two-track operational height: 9.8 ft. (2.99 m) with 3100 series open-front mold attached.

Two-track minimum transport width: 10.4 ft. (3.17 m) with 3100 series open-front mold attached.

Two-track minimum transport length: 17.9 ft. (5.44 m).

Two-track minimum transport height: 9.4 ft. (2.87 m) without mold or 9.8 ft. (2.99 m) with 3100 series open-front mold attached.

Four-track operational length: 21.5 ft. (6.56 m).

Four-track operational width: Paving width plus 4.5 ft. (1.32 m).

Four-track operational height: 9.8 ft. (2.99 m) with 3100 series open-front mold attached.

Four-track minimum transport width: 8.2 ft. (2.5 m) without mold or 10.2 ft. (3.1 m) with 3100 series open-front mold attached.

Four-track minimum transport length: 29 ft. (8.84 m).

Four-track minimum transport height: 9.1 ft. (2.76 m) without mold or 9.8 ft. (2.98 m) with 3100 series open-front mold attached.

ATTACHMENTS/OPTIONS AVAILABLE

VHS, vertical hinged sideplates with hydraulic control and pressure-compensated.

5000 series open-front mold with 16 in. (406 mm) auger.

Air compressor and pressurized tank for air side bar inserters.

High-pressure water system.

Frame extensions.

Grade averaging ski.

Sideplate extensions for bar insertion.

5400 series center bar inserter.

Manual side bar inserter.

Air-powered side bar inserter.

Hydraulic side bar inserter with vibration.

Bolt-on male keyway attachments.

Other options are available to customize machine to accommodate applications and customer needs.

You can always find us at:
<http://www.gomaco.com/gp2400>

Cover photo: HW-061034 D19

MANUFACTURED UNDER ONE OR MORE OF THE FOLLOWING U.S. OR FOREIGN PATENTS: 5,190,397; 5,209,602; 5,924,817; 5,941,659; 6,099,204; 6,450,048; 2,211,331; 2,069,516; 7,044,680; 7,284,472; 7,517,171; 7,845,878; 7,850,395; AND PATENTS PENDING.

GOMACO Corporation reserves the right to make improvements in design, material, and/or changes in specifications at any time without notice and without incurring any obligation related to such changes. Performance data is based on averages and may vary from machine to machine.

Printed in U.S.A. © 2011 (03CFX 5000) GOMACO Corporation

-- DESIGNED FOR SAFETY --

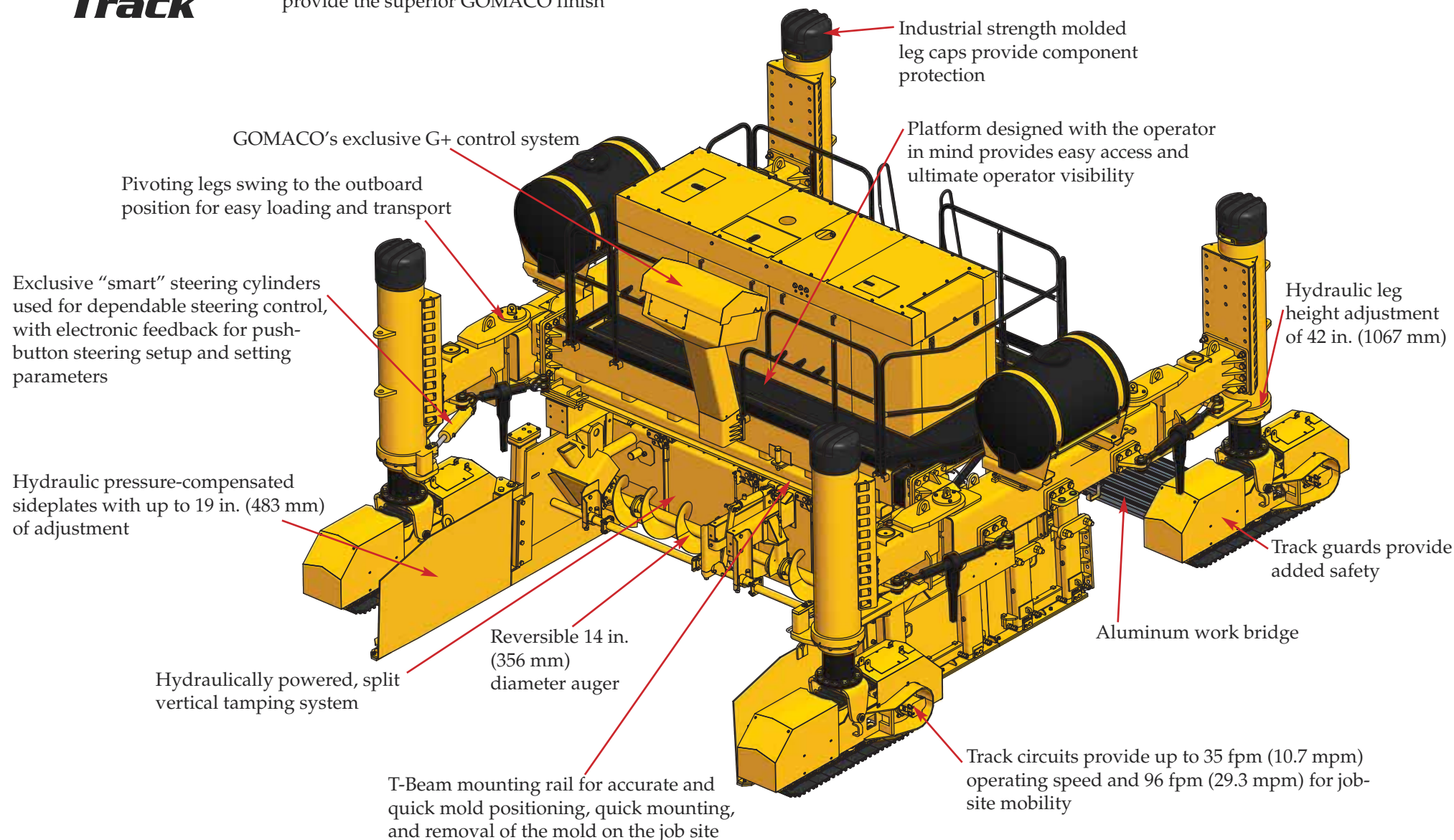
The GP-2400 is carefully designed to give years of dependable and safe service. The emergency stop buttons are on the operator's console, and on corners of the machine, which are easily accessible from the ground level. Another safety feature includes a backup alarm, which is designed to alert personnel around the machine when the tracks are set to operate in reverse. Other safety features include track guards, warning decals, an operator's manual, and a safety manual. GOMACO machines are also designed to provide the operator with excellent visibility over the entire paving operation.

GOMACO CORPORATION RECOMMENDS THE IMPLEMENTATION OF ALL SAFETY PROCEDURES

Four-Track

3100 series open-front mold, vibrators and a 14 in. (356 mm) diameter auger and adjustable stainless to provide the superior GOMACO finish

Emergency stop buttons are located on strategic areas of the machine



The Worldwide Leader in Concrete Paving Technology

Worldwide Headquarters
GOMACO Corporation
PO Box 151
Ida Grove, IA USA 51445
Ph: 712-364-3347
www.gomaco.com
E-mail: info@gomaco.com

European Headquarters
GOMACO International Ltd. is located in Witney, England.
Sales offices are located in Singapore, Bolivia, Australia, China and India.
GOMACO has a worldwide distributor network for sales and service.



GOMACO Corporation's Quality Management System Is ISO 9001:2008 Certified By The American Systems Registrar.

Quality Policy: We Shall Meet Or Exceed Our Customers' Expectations.

